


MY FEAST BOOK



Write your name on the line above
and colour this millennial picture.

WELCOME
to
GOD'S
FEAST
of
TABERNAcles



On the sixth day of creation God made the animals of the land and also people in God's own image. Colour the picture and then make a scene using the beautiful animal stickers.

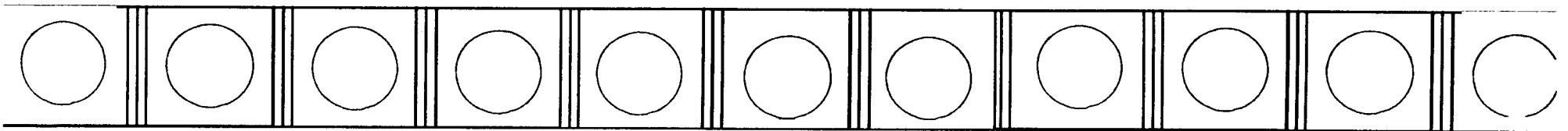
GOD'S

HOLY


DAYS

Trace over the letters in the name of each Feast day. Colour the words, "God's Holy Days" in purple and yellow. Colour the border design in rainbow colours.

1. PASSOVER
2. FEAST OF UNLEAVENED BREAD
3. PENTECOST
4. FEAST OF TRUMPETS
5. DAY OF ATONEMENT
6. FEAST OF TABERNACLES
7. LAST GREAT DAY

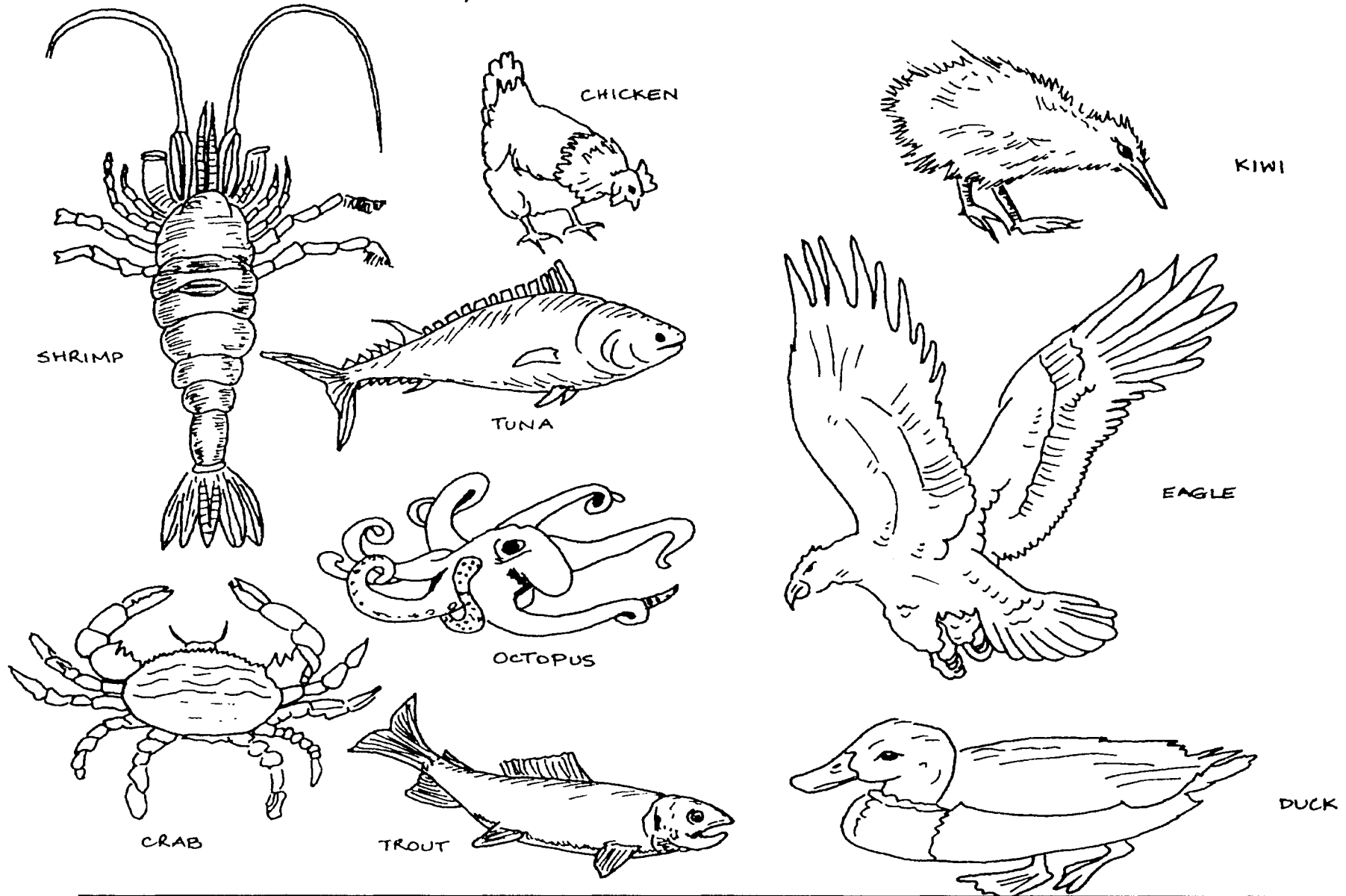


My family at the Feast.



Draw a picture of your family together at the Feast.

CLEAN FISH AND BIRDS






Colour the birds and sea creatures.

Draw a circle around the fish and birds God says are "clean" to eat.

CLEAN ANIMALS

LAMB



PIG

DEER




SQUIRREL



RABBIT



BEAR



COW

Colour the animals.

Draw a green circle around the animals God says are "clean" to eat.

THE OLD TESTAMENT

- GENESIS
- EXODUS
- LEVITICUS
- NUMBERS
- DEUTERONOMY
- JOSUUA
- JUDGES
- RUTH
- SAMUEL 1 & 2
- KINGS 1 & 2
- CHRONICLES 1 & 2
- EZRA
- NEREMIAH
- ESTHER
- JOB
- PSALMS
- PROVERBS
- ECCLESIASTES

- SONG OF SOLOMON
- ISAIAH
- JEREMIAH
- lamentations
- ZEKIEL
- DANIEL
- HOSEA
- JOEL
- AMOS
- OBADIAH
- JONAH
- MICHAH
- NAHUM
- ABAKKUK
- EPHANIAH
- HAGGAI
- ZECHARIAH
- MALACHI

Colour the words "The Old Testament". Write the missing letter from each Book of the Old Testament in the box provided.

THE NEW TESTAMENT

Complete the list of New Testament Books.

MATTHEW

JOHN
ACTS

CORINTHIANS

EPHESIANS

PHILIPPIANS

COLOSSIANS

THESSALONIANS 1 & 2



PHILEMON
HEBREWS

JOHN 1, 2 & 3

REVELATION

ROMANS — MARK — GALATIANS — LUKE — TITUS — JAMES — TIMOTHY — JUDE — PETER


IN God's Kingdom the wild animals will be tamed and at peace. The wolf will live with the lamb and the powerful leopard will lie down with the kid goat. The young lion and the lamb will play together with little children. Even the cow and bear will be friends. Imagine running your hands through a lion's mane, racing with a cheetah or wrestling a bear!



Find pictures of some of the wild animals that will be tame in the World tomorrow and stick them into the space provided.

THE


World Tomorrow will be a very busy time. Everyone will have a special job to do to contribute to the process of re-building and educating the world. There will be teachers showing mankind how to live God's way. The vast re-building program will require engineers, draftsmen, carpenters and stonemasons. Many men will be farmers cultivating the re-formed land with healthy crops for food. Tool makers will turn the old weapons of war into tools for farming and building. Talented musicians will bring joyful music to the people. There will be potters, sculptors of gold and silver and artists to paint the beauty of God's Kingdom. There will be so much work to do. What do you think your job might be? Think about the talents and abilities God has given you and then draw a picture, in the box on the right, of yourself working in God's Kingdom.



WORD PUZZLE

Across →

- LAMB
- LION
- CHILD



Down

- W
- B
- C
- K
- O
- E
- O
- I
- L
- A
- W
- D
- R




Fill in the blank squares of the puzzle using the words listed under "ACROSS" and "DOWN".
Mark each word you have used with a red X.

Do you think this animal will be friendly in the World Tomorrow? Colour this picture in different shades of Green.

DOT TO DOT







Draw and colour a picture of your vision of the World Tomorrow.

You may want to include fruit trees, flowers or a waterfall or maybe even the type of house you think you might live in. You could also include some animals or your family enjoying the wonderful World Tomorrow.

A black and white illustration of a scrapbook page. The page is rectangular with a thin black border. At the top, the word "SCRAPBOOK" is written in a bold, black, serif font. Two small, black, rectangular tabs are attached to the top edge of the page, one on the left and one on the right. The bottom-left corner of the page is folded over, showing a white underside. The rest of the page is blank.

SCRAPBOOK



Stick anything you have collected to remind you of the feast this year, on the “scrapbook” pages. (Photos, cards from restaurants, photographs of places you’ve been...)

